

## SEE040 - RoomWatch Camera

### 1.1 Information

Be aware that after applying a new firmware the camera must be reset to factory defaults, this will clear any settings you have made and will require them to be re-entered.

The latest firmware for our products are available online .. <http://zipdvr.com/firmware.html>

You should compare your camera's current firmware against those available online as follows :

1. Download and install ZipFinder software:-  
[www.zipnvr.com/Software/ZipFinder-Setup-2017A.exe](http://www.zipnvr.com/Software/ZipFinder-Setup-2017A.exe)

2. Check the firmware of your camera compared with the ones online;

EXAMPLE :- Older V13.11.5.0\_190904\_5865  
Newer V13.11.5.0\_201209\_8378

The text in red indicates the release date of a particular firmware, 19/09/04 is older than 20/12/09

Note: At the time of writing, the February 2021 download for the RoomWatch camera contains 2 firmwares, apply them sequentially in turn, ie: in date order, earliest one first. You should not attempt to load only the latest release, this will not work.

Before starting make a note of the current settings into the table below so that you can re-enter them.

|             |  |               |  |
|-------------|--|---------------|--|
| DCHP Tick   |  | Gateway       |  |
| IP Address  |  | Preferred DNS |  |
| Subnet Mask |  |               |  |

Configuration is a manual task, it is not possible to save settings from an earlier firmware and re-load them into a more recent one.

Firmware updates should be applied via a cabled connection from a Laptop or PC on the same local area network, you should not attempt this via WiFi and certainly should not attempt this remotely.

You will need:-

- Windows Based PC/ Laptop
- Router/ Switch
- Ethernet network cable
- 12V DC Power Supply

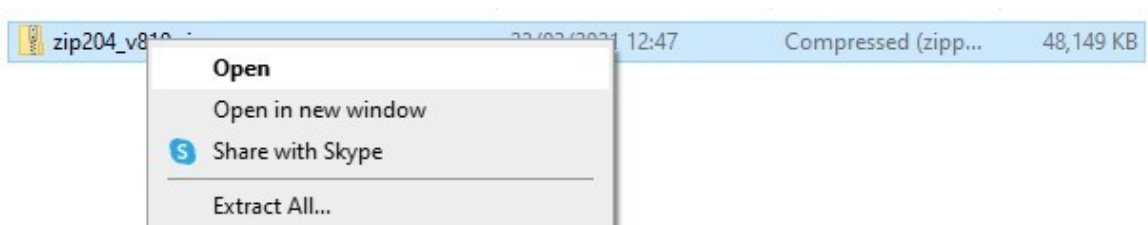
**Disclaimer: Updating the firmware on your product carries a risk, if done incorrectly can lead to an unusable product. Please proceed at your own risk.**

## 1.2 Updating Firmware - IP Camera

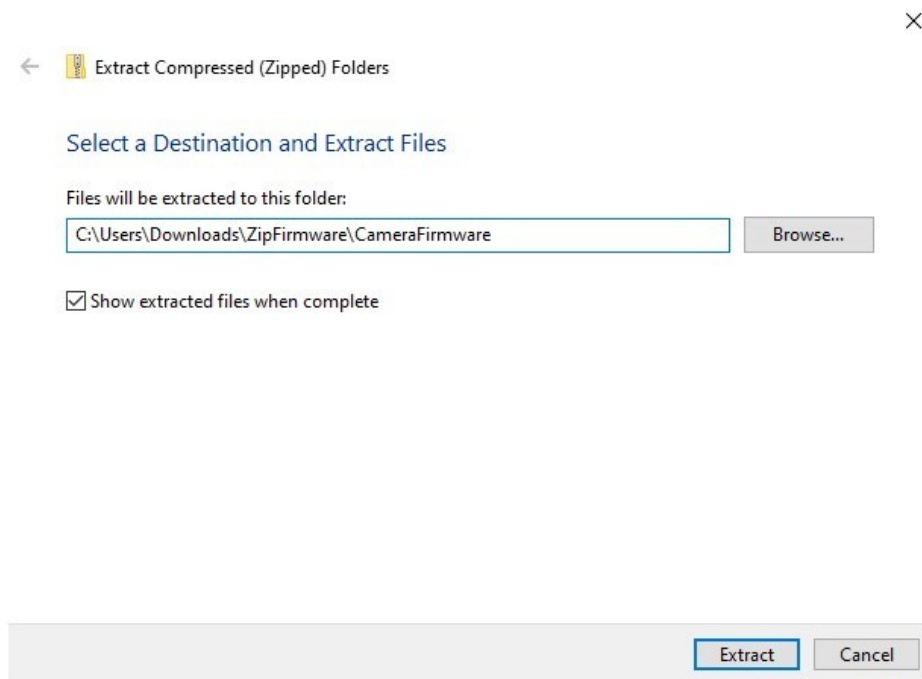
1. When you go to [www.zipnvr.com/firmware.html](http://www.zipnvr.com/firmware.html), you will see a Download button. This button triggers the download as a zip file, you should download it to a Windows PC

| Camera                    | Serial Number               | Firmware   |
|---------------------------|-----------------------------|--|
| SEE040 - RoomWatch Camera | Serial numbers starting KBG | Firmware V13.11.5.0_210118<br><a href="#">Download</a> |

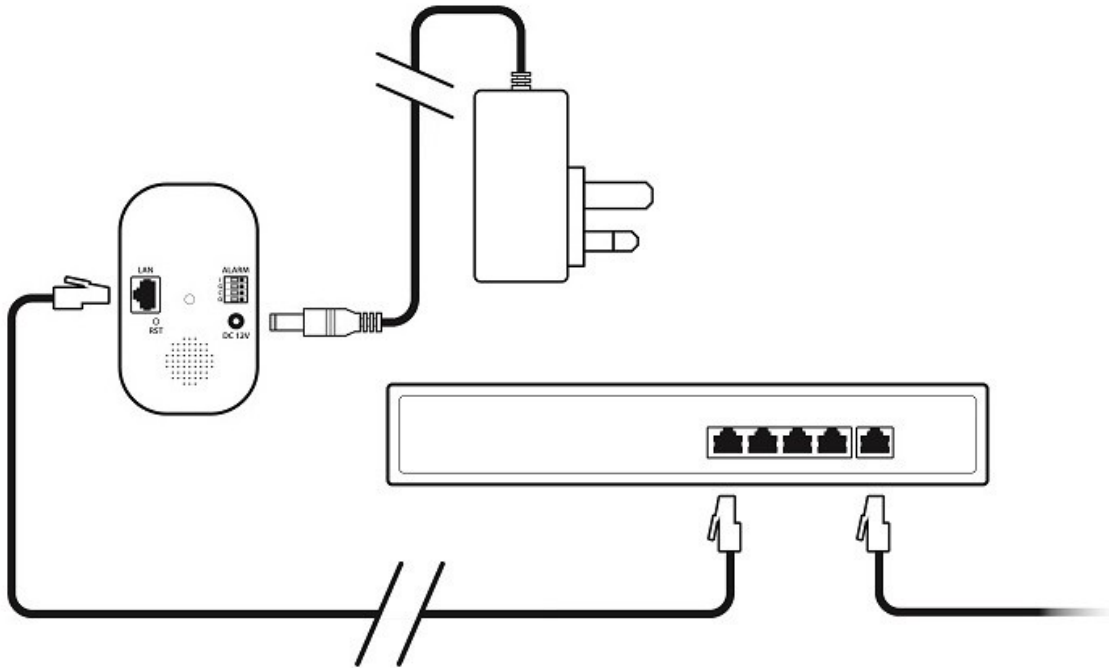
2. Right-click the file, then click **Extract All**



3. Select **Extract**



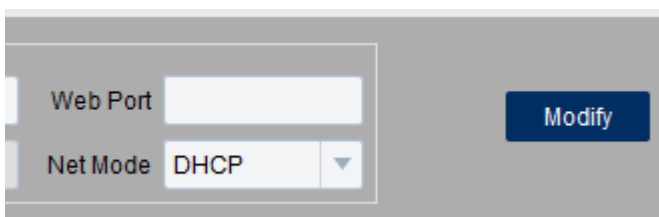
4. Plug the camera into 12V DC Power and plug the RJ45 with a network cable into a router/switch



5. Using ZipFinder **Search** and then **tick** the Camera



6. Select Net Mode : **DCHP** Then click **Modify**

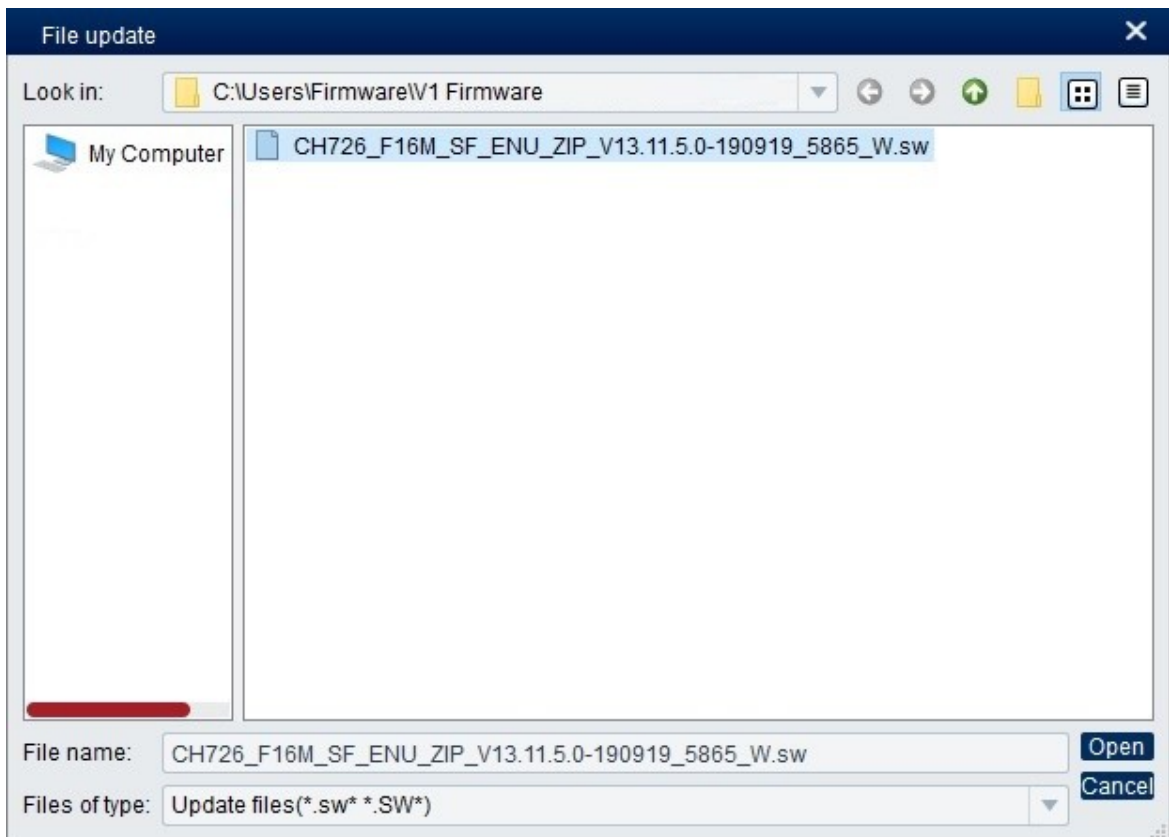


7. Wait 20 seconds, then **Search** again for updated IP

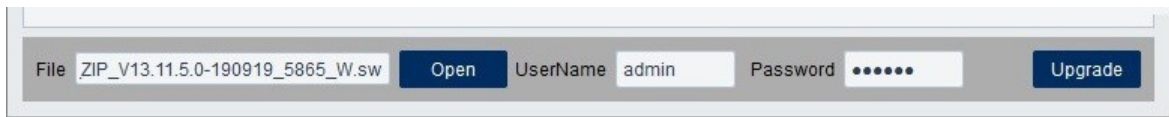
8. Select **Upgrade** (at the top) and **tick** the camera



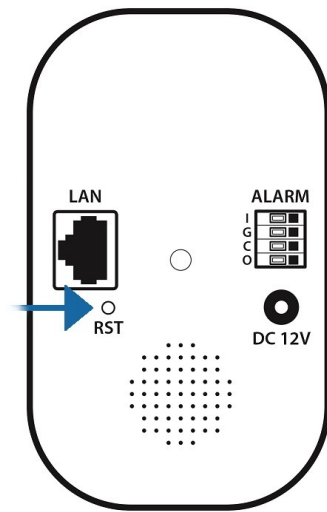
9. Select **Open** then find the EXTRACTED (unzipped) V1 firmware.



10. Select Upgrade. **DO NOT TURN THE CAMERA OFF, THE UPGRADE CAN TAKE UP TO 5 MINUTES**



11. **Default** the camera by holding the Reset Button for 10 Seconds.



## Conditions

*All specifications are approximate. System Q Ltd reserves the right to change any product specifications or features without notice. Whilst every effort is made to ensure that these instructions are complete and accurate, System Q Ltd cannot be held responsible in any way for any losses, no matter how they arise, from errors or omissions in these instructions, or the performance or non-performance of the equipment that these instructions refer to.*



*This symbol on the products and/or accompanying documents means that used electronic equipment must not be mixed with general household waste. For treatment, recovery and recycling please return this unit to your trade supplier or local designated WEE/CG0783SS collection point as defined by your local council.*

© Copyright 2020

Zip is a registered trademark of System Q Ltd, Chesterfield. Derbyshire. S40 2WB